

AQA GCSE Art and Design:


**YEAR 11
COMPONENT 2
EXTERNALLY SET ASSIGNMENT 40%**

**10 HOUR EXAM
May 2025**

ART OF PROTEST ASSEMBLY

<https://youtu.be/PhUocapOIEA?si=fUAAYYbH72VWv8wp>

AQA GCSE Art EXAM



**EXAM
DEADLINE
MAY 2025**

AO1 (Develop) 24 marks

- Find **relevant** artists to look at
- Produce research pages showing your understanding
- Use this work to **inspire** your own work
- Make **personal** comments and about their work

AO2 (Refine) 24 marks

- Explore **different** media and materials
- Use **different** techniques and processes
- **Evaluate** how successful your experiments have been

AO3 (Record) 24 marks

- Collect and present **relevant** imagery
- Produce **high quality** drawings/sketches/ paintings etc
- Take your **own** photographs
- **Annotate** your work thoroughly

AO4 (Present) 24 marks

- Produce **confident** and **high quality** final piece/s
- Ensure your work **links** to your prep work and artists you have researched

Starting Points

- * **FLORA AND FAUNA**
- **ROUGH AND SMOOTH**
- * **NARRATIVE**
- * **ANGLES**
- * **HUMAN BEING**
- * **REMNANTS**
- * **LANDMARKS**

Name:		Component 2: Externally Set Assignment		Teacher(s): CFM	Target Grade:	KS4 BACK SHEET- PROGRESS CHART		
				Exam schedule	ACTIVITIES/ PREPARATION A4/A5 Sketch books		TEACHER/ SELF/ PEER ASSESS	
9				STAGE 1	1. Introduction to theme 2. Visual /Brain Storm/Proposal 3. Artists' research/Art trip TATE BRITAIN 4. Photogram Workshop 5. Wax and Trap workshop 6. Bring clay home for half term to experiment 3D. 7. Create a new response on double page in IAN MURPHY STYLE either portrait or landscape –see Satchel one for guidelines for IDEA 1 in Mock.		81 - 96	9
8				7 th January – 14 th February			80 - 74	8
7				February			73 – 68	7
6				6 WEEKS			67 – 61	6
5				HALF-TERM			60 – 53	5
4				17 th -24 th February			52 – 45	4
3				STAGE 2	8. Prepare for ART MOCK personal response in timed test art mock over one day 5 hours. 10. EVALUATE ART MOCK 11. Develop IDEA 2 – back to sketchbook –look at 2 new artists 12. Continue with second idea, experiment with other media and materials. 13. Prepare to complete second idea. 14. Complete IDEA over Easter holiday- challenge yourself to work bigger than mock outcome.		81 - 96	9
2				24th February- 4 th April			80 - 74	8
1				6 WEEKS			73 – 68	7
				EASTER HOLIDAYS			67 – 61	6
				7th April – 20th April			60 – 53	5
				2 WEEKS			52 – 45	4
HW/ CW	STAGE 1	STAGE 2	STAGE 3	STAGE 3	15. Complete IDEA 2 13. REVIEW AND REFINE IDEA 2 14. EVALUATE IDEA 2 15. PREPARE FOR 10 HOUR ART EXAM 16.DOCUMENT YOUR JOURNEY 17. WRITE UP AND ILLUSTRATE YOUR INTENTIONS FOR THE EXAM 18. MAKE A SMALL RUN THROUGH OF EXAM IDEA PRIOR TO THE START OF THE EXAM.		81 - 96	9
Each assessment objective: 1/24 Minimal 1-4 Some ability 5-8 Reasonable 9-12 Consistent 13-16 Highly developed 17-20 Exceptional ability 21-24				21st April – 23 th May			80 - 74	8
				5 WEEKS			73 – 68	7
				FINAL STAGE			67 – 61	6
				TOTAL 19 WEEKS			60 – 53	5
							52 – 45	4
					44 – 32	3		

5 MINUTE ART EXAM PLANNING

Question Number.....

Title....

Which 2 questions sound most interesting on first impressions?

Question Number.....

Title....

Why?

Why?

What are your *strengths*? What are you *good at*?
What do you *enjoy*?

- | | |
|---|--|
| <input type="checkbox"/> Drawing from real life | <input type="checkbox"/> Experimenting with colour |
| <input type="checkbox"/> Drawing from imagination | <input checked="" type="checkbox"/> Using messy materials |
| <input type="checkbox"/> Photography | <input checked="" type="checkbox"/> Using dry/neat materials |
| <input type="checkbox"/> Pattern and colour | <input type="checkbox"/> Using words and lettering |
| <input type="checkbox"/> 3d making / building | <input type="checkbox"/> Small detailed work |
| <input type="checkbox"/> Collage | <input type="checkbox"/> Portraits |
| <input type="checkbox"/> Computer aided design | <input type="checkbox"/> Architecture |
| <input type="checkbox"/> Large scale work | <input type="checkbox"/> Abstract designs |



Plan of
Action!!!

What will you do this week?



What research
will you need to
collect, and
where will you
get it from?

Which question do you feel will let you use those strengths?

How?

AQA ASSESSMENT CRITERIA

AO1 Develop and analyse.....

AO2 Refine ideas and experiment.....

AO3 Record, observe and comment.....

AO4 Present ideas and make links with artists....

Minimal 1-4

Some ability 5-8

Reasonable 9-12

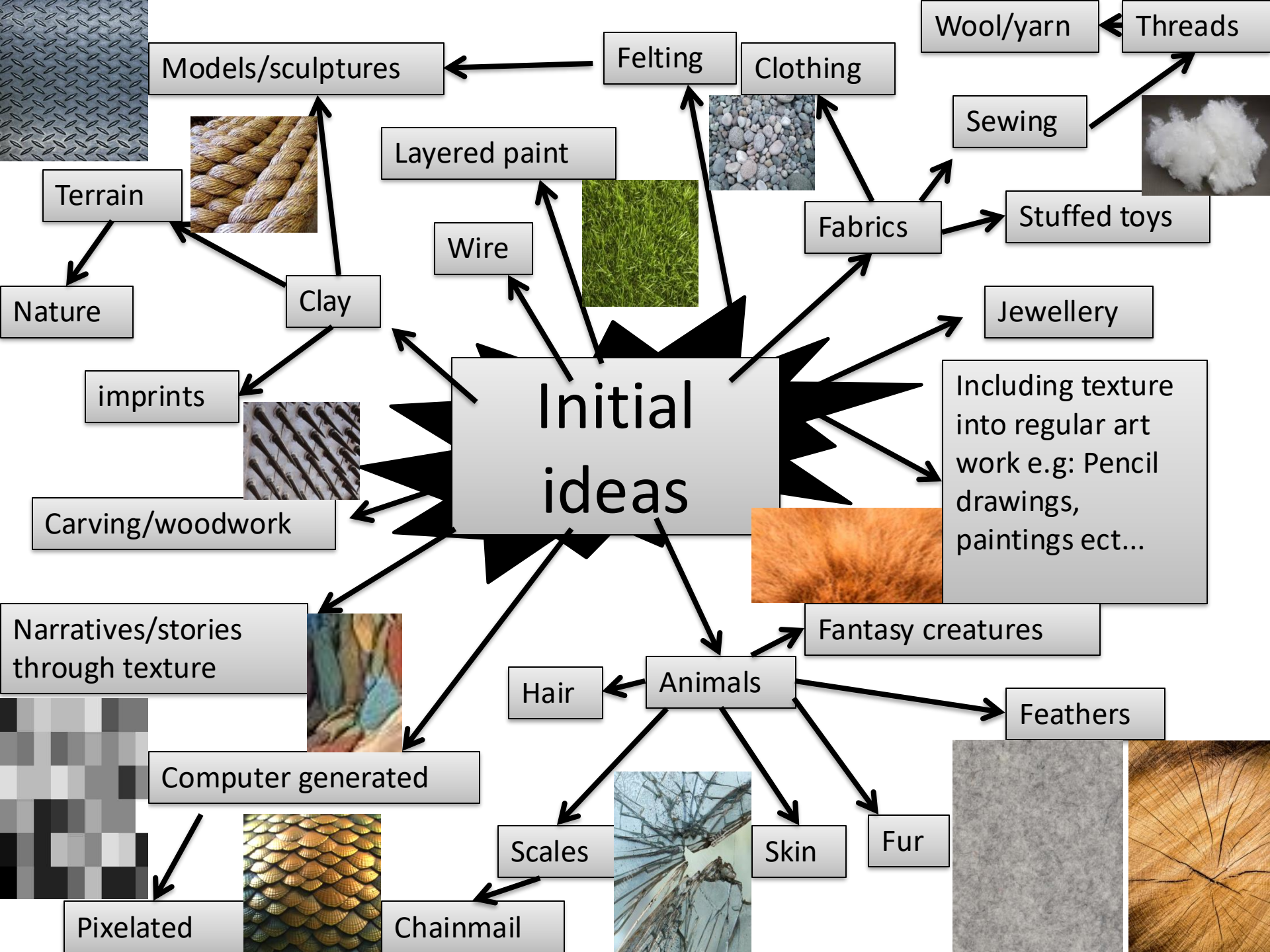
Consistent 13-16

Highly developed 17-20

Exceptional ability 21-24

	9	8	7	6-	5-	4-	3-	2	1+	U
A0 mark	96-92	91-83	82-75	74-63	62-52	51-41	40-33	32-25	24-15	14-0
Old grade	A**	A*	A	B	C	C/D	E	F	G	U
	Exceptional ability		Highly developed		consistent		Moderate ability	Some ability		Minimal

	Assessment objective 1	Assessment objective 2	Assessment objective 3	Assessment objective 4
Marks	Develop ideas through investigations, demonstrating critical understanding of sources.	Refine work by exploring ideas, selecting and experimenting with appropriate media, materials, techniques and processes.	Record ideas, observations and insights relevant to intentions as work progresses.	Present a personal and meaningful response that realises intentions and demonstrates understanding of visual language.
24 Convincingly	An exceptional ability to effectively develop ideas through creative and purposeful investigations. An exceptional ability to engage with and demonstrate critical understanding of sources.	An exceptional ability to thoughtfully refine ideas with discrimination. An exceptional ability to effectively select and purposefully experiment with appropriate media, materials, techniques and processes.	An exceptional ability to skillfully and rigorously record ideas, observations and insights through drawing and annotation, and any other appropriate means relevant to intentions, as work progresses.	An exceptional ability to competently present a personal and meaningful response and realise intentions with confidence and conviction. An exceptional ability to demonstrate understanding of visual language.
23 Clearly				
22 Adequately				
21 Just				
20 Convincingly	A highly developed ability to effectively develop ideas through creative and purposeful investigations. A highly developed ability to demonstrate critical understanding of sources.	A highly developed ability to thoughtfully refine ideas. A highly developed ability to effectively select and purposefully experiment with appropriate media, materials, techniques and processes.	A highly developed ability to skillfully record ideas, observations and insights through drawing and annotation, and any other appropriate means relevant to intentions, as work progresses.	A highly developed ability to competently present a personal and meaningful response and realise intentions with confidence and conviction. A highly developed ability to demonstrate understanding of visual language.
19 Clearly				
18 Adequately				
17 Just				
16 Convincingly	A consistent ability to effectively develop ideas through purposeful investigations. A consistent ability to demonstrate critical understanding of sources.	A consistent ability to thoughtfully refine ideas. A consistent ability to effectively select and purposefully experiment with appropriate media, materials, techniques and processes.	A consistent ability to skillfully record ideas, observations and insights through drawing and annotation, and any other appropriate means relevant to intentions, as work progresses.	A consistent ability to competently present a personal and meaningful response and realise intentions. A consistent ability to demonstrate understanding of visual language.
15 Clearly				
14 Adequately				
13 Just				



GCSE EXEMPLARY SKETCHBOOKS – brain storm or mind map

**TASK 1: CHOOSE YOUR QUESTION AND COMPLETE A VISUAL BRAIN STORM.
LOOK AT THE WORK OF THE ARTISTS MENTIONED IN YOUR PROJECT QUESTION**

All

Images

Shopping


News

Videos

More

Settings

Tools View





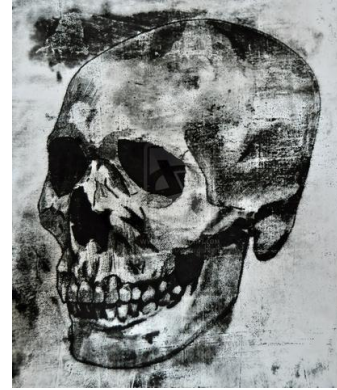

My ideas for exam theme

MESSAGES

- When my thoughts pertain around the theme of messages, my primary reaction is to express a warmhearted and meaningful message in my paintings. This lead me to think of what is a paramount thing for me? definitely family. Looking more specifically, I had varying ideas at what my exam would orbit around within the theme of family. I came to think about a mother daughter relationship and the bond both physically and emotionally that they share. I feel an infinite love for my mum and would like to explore this emotion as a callow youth. I have looked through all of my family's seventeen photo albums in search for photos containing me and my mum in younger years. They ranged from the day I was first born to many years later. My favorite photos are the ones in which myself and my mums faces are close together as I feel this enables a close look into skin tone. In addition, I also am thinking of extending the theme of mother and daughter relationship to other family, such as a sibling relationship or father and daughters(however my starting point is mother and daughters). I also think that I could explore still life as well as portraiture in painting still lives of my children's toys and books.

Making own responses from primary source inspired by VENN diagram artists
Please experiment with lots of media and materials

PHOTOGRAMS
PRINT MAKING
SGRAFFITO
BEALCH AND INK
PEN AND WASHES
TONAL STUDIES
MIXED MEDIA PIECES
WATER COLOUR WORK
WORKING WITH MONOTONES
MARBLING
SCRAPPER BOARD
SALT AND WASHES



**GCSE EXAM
PREPARATION
WAX AND TRAP
WEEK 3
15/01/24-18/01/24
JENNIFER COLLIER**



**INTEGRATE
PORTRAIT
IMAGE AND WORK
FRAGMENTS
PLACES AND SPACES**

**CELEBRATE
CURVED AND STRAIGHT**





Photograms

LQ: Can I experiment with photograms to demonstrate A02 and develop my *Relationships* exam project further?

A02: Experiment with and select appropriate resources, media, materials, techniques and processes, reviewing and refining their ideas as their work develops.



Photograms Write-up
Please explain the following in details.....

1. Definition
2. Process
3. Objects used
4. Composition
5. Comment on the work of an artist who uses photograms in his/her work



A **photogram** is a [photographic](#) image made without a [camera](#) by placing objects directly onto the surface of a light-sensitive material such as [photographic paper](#) and then exposing it to light. The usual result is a negative shadow image that shows variations in tone that depends upon the transparency of the objects used. Areas of the paper that have received no light appear white; those exposed through transparent or semi-transparent objects appear grey.^[1]



Christian Schad



Laszlo Moholy Nagy



Imogen Cunningham

Bernardino Luini:
 Cryic study:
 adonna and
 he sleeping
 child? — —
 his painting
 incorpodtes
 he artistic
 chnique
 umato.
 e technique is to
 duce a soft transition
 ween colours and tones,
 rder to achieve a
 e believable image.
 s most often used
 making subtle
 duations and does
 include lines or
 ders. Leonardo
 a Vinci best
 rcribed it as
 ending colours
 n the manner of
 "smoke".


MY
 Study:

DEVELOPMENT PAGE FROM TATE BRITAIN
 TRIP
 CHOOSE YOUR FAVOURITE IMAGE AND
 MAKE A DETAILED STUDY A4 SIZE



DOUBLE PAGE OF MASH –UP

USE THE WIDE COLLECTION OF IMAGERY FROM THE ARTISTS MENTIONED IN YOUR QUESTION TO CREATE AN EXCITING COLLECTION OF PICTURES FROM YOUR FIRST TWO PAGES.



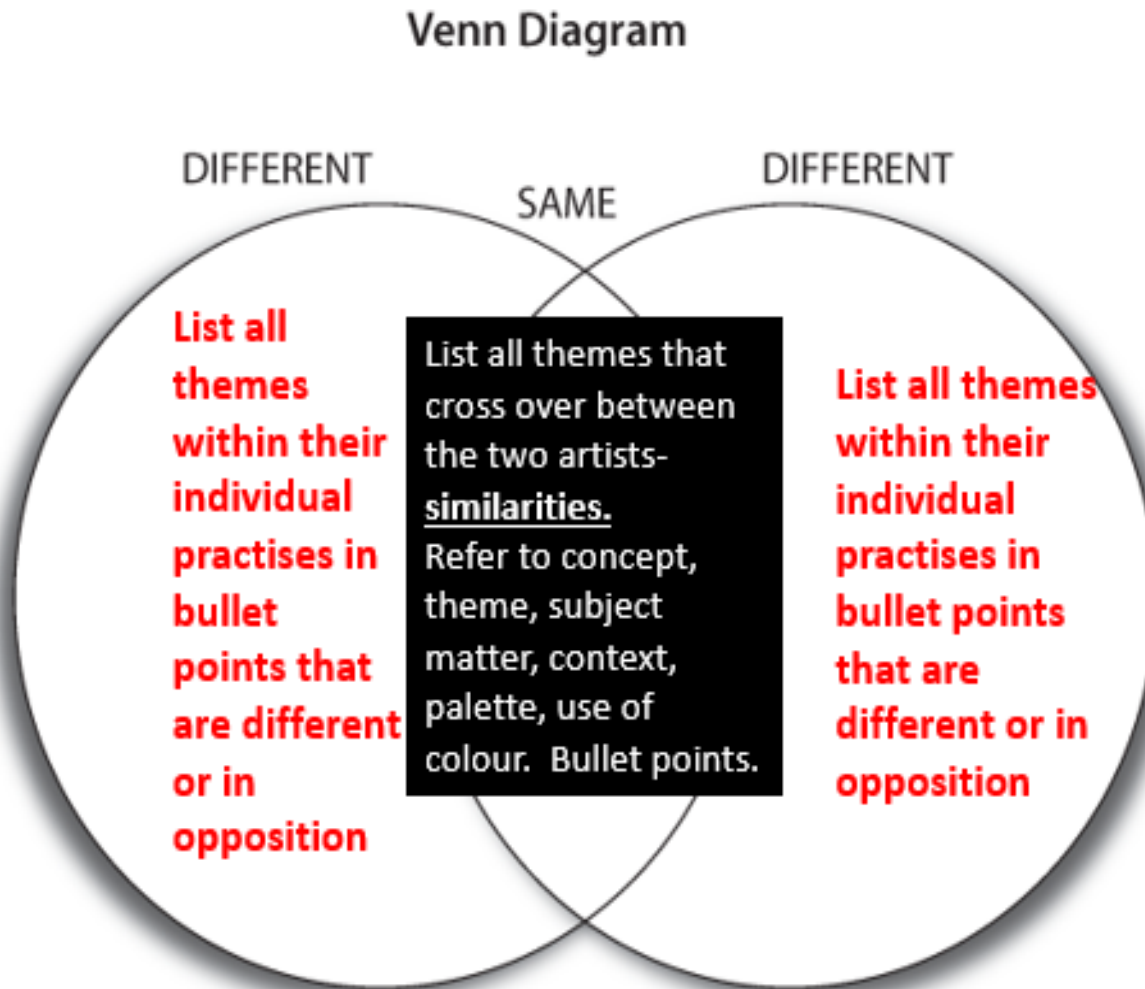
SKETCHBOOKING

**MAKE YOUR IMAGERY
FLOW WITH AN EASY
CONFIDENCE.**

Choose the variety of subject matter from your power point collection including colour, pattern line, figure , landscape, text etc. and explore with a variety of materials that you are brilliant at using. Tonal pencils, washes of ink, water colours, coloured pencils, fine liners etc.

Sophie Leblanc

VENN DIAGRAM: Artists research and appreciation



CONTEXT AND WRITTEN APPRECIATION

Now that you have chosen your exam topic and collected an initial range of imagery and artists responses.

You must show understanding of artists work , link to your theme and technique and processes used.

Use a Venn diagram format to show your critical understanding of 2 of your favourite artists so far.